




















for access to and driving on the premises of the freight terminal Graz South, 8402 Werndorf
(excerpt from the rules of conduct applicable at the Terminal Graz South)

	<p>A safety vest must be worn within the terminal. In the operating areas of the cranes, safety helmets must be worn when not inside a vehicle.</p>
	<p>The road traffic regulations apply throughout the entire terminal premises. The maximum speed is 10 km/h. It is prohibited to drive backwards in the cargo handling area.</p>
	<p>The Terminal Graz South is a railway facility. Cranes, forklifts, terminal traction units and rail vehicles have priority. Level railway crossings must be kept clear, and a minimum distance of 1.8 metres from the closest railway track must be maintained.</p>
	<p>It is prohibited to enter the railway tracks. It is prohibited to climb aboard railway vehicles, to crawl under vehicles or to climb over buffers or couplers.</p>
	<p>Smoking, fire and open light are prohibited throughout the entire cargo handling area (including inside the vehicles)!</p>
	<p>It is prohibited to step underneath suspended loads. Sufficient safety distance to the cranes and cargo handling equipment must be maintained.</p>
	<p>You must pay attention to the forklift traffic!</p>
	<p>High voltage in some areas. Caution, mortal danger!</p>
	<p>Loading units may only be transshipped while the truck is standing still and after agreement between the truck driver and the terminal personnel in charge. The truck driver indicates his readiness for loading via hand signal (cf. page 2). The loading and unloading process is not completed until the cargo handling equipment with the lifting equipment has been completely separated or removed.</p>
	<p>Access to the premises is at one's own risk! When opening the vehicle doors, attention must be paid to the movement of rail vehicles or cranes. Particular care must be taken when stepping into the roadway, in particular when stepping out from behind loading units or vehicles.</p>
	<p>All persons are required to report incidents and exceptional occurrences to the terminal management immediately. Terminal management: +43 (0) 3135 55943 810 Company fire brigade: +43 (0) 3135 54445 30 oder +43 (0) 699 111 102 16</p>

- Visitors of the terminal must register with the terminal management or at the check-in!
- The instructions provided by terminal staff must under all circumstances be followed!
- Violations of the terminal's rules of conduct may result in a ban, criminal prosecution and claims for damages!

The following hand signals are to be used for instructions during transshipment:

Meaning	Explanation	Image
Attention, start of instructions	Raise arm straight up	
Stop	Extend both arms horizontally to the sides and keep in this position.	
Distance signal	The distance to be travelled is shown by the horizontal distance between the palms. When the desired distance is reached, the "Stop" hand signal must be given.	
Movement in direction	Bend the arm on the side corresponding to the direction of the movement and move it back and forth to the side.	
Lift	Make a circle with an upward pointing arm.	
Lower	Make a circle with a downward pointing arm.	
Come closer	Wave to come closer with both arms and palms pointing towards the body.	
Move away	Wave to move away with both arms and palms pointing away from the body.	
End of instructions	Cross forearms over the chest.	